

TX_District37_02_2022

February 2, 2022



✉ 18912 North Creek Parkway, Suite 201 Bothell, WA 98011

☎ 1-800-842-5478

Table of Contents

Total	3
Cell Phone Only	3
Presence Of Children Code	3
Dwelling Type	3
Home Owner/Renter	4
Gender	4
Political Party	4
Permanent Absentees	4
Broad Ethnic Groupings	5
Veteran	5
Estimated Income Range	5
County	6
Education	6
Gun Owner	6
Average Donation Range	7
Age Range Based on Birth Year	7
Phone Number Exists	7

Total

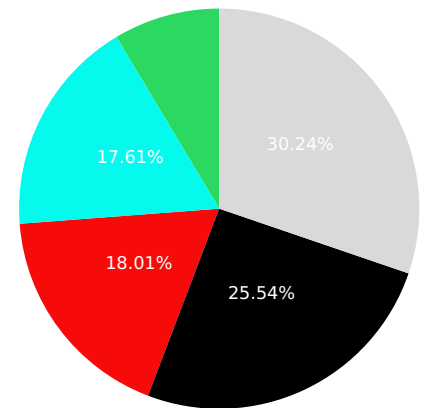
Total	462,739	100.00%
-------	---------	---------

Cell Phone Only

True	147,142	31.80%
Unknown	315,597	68.20%

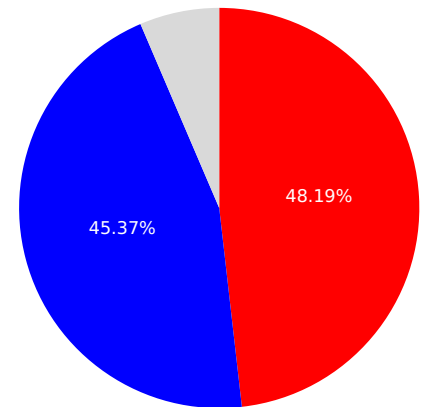
Presence Of Children Code

■ Known to Have a Child	83,361	18.01%
■ Modeled Likely to Have a Child	39,766	8.59%
■ Modeled Not as Likely to Have a Child	81,475	17.61%
■ Not Likely to Have a Child	118,204	25.54%
■ Unknown	139,933	30.24%



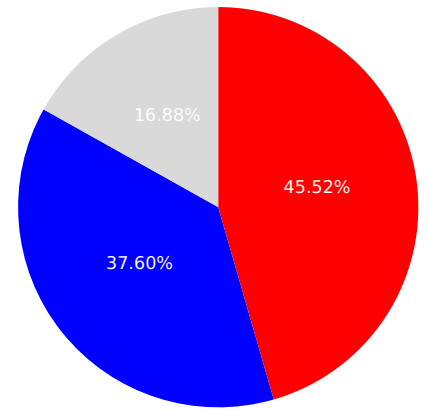
Dwelling Type

■ Multi-Family Dwelling	223,005	48.19%
■ Single Family Dwelling Unit	209,943	45.37%
■ Unknown	29,791	6.44%



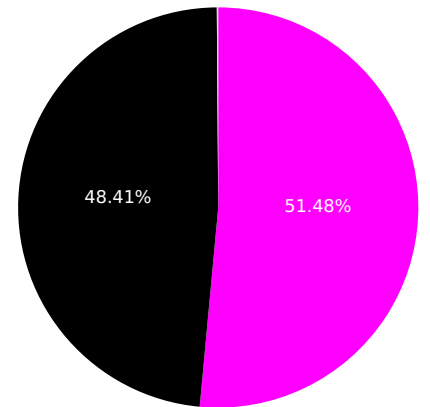
Home Owner/Renter

■ Likely Homeowner	173,996	37.60%
■ Likely Renter	210,646	45.52%
■ Unknown	78,097	16.88%



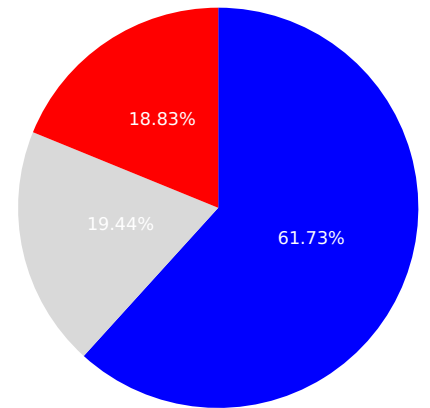
Gender

■ F	238,207	51.48%
■ M	224,007	48.41%
■ Unknown	525	0.11%



Political Party

■ Democratic	285,648	61.73%
■ Non-Partisan	89,935	19.44%
■ Republican	87,156	18.83%

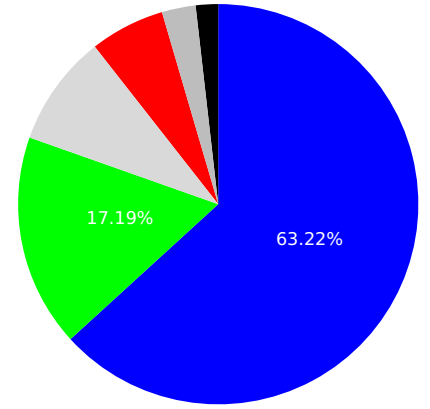


Permanent Absentees

Temporary	2	0.00%
Unknown	462,737	100.00%

Broad Ethnic Groupings

■ East and South Asian	27,967	6.04%
■ European	292,543	63.22%
■ Hispanic and Portuguese	79,535	17.19%
■ Likely African-American	8,357	1.81%
■ Other	12,640	2.73%
■ Unknown	41,697	9.01%



Veteran

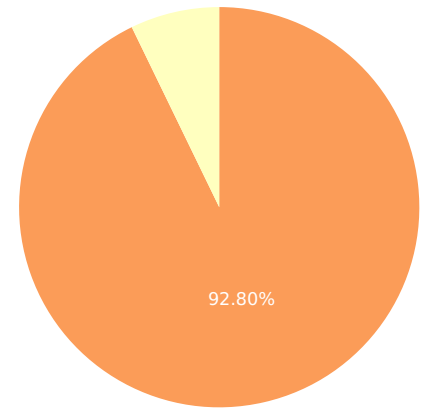
Unknown	455,288	98.39%
Yes	7,451	1.61%

Estimated Income Range

\$1,000-\$14,999	8,658	1.87%
\$15,000-\$24,999	6,221	1.34%
\$25,000-\$34,999	12,112	2.62%
\$35,000-\$49,999	28,692	6.20%
\$50,000-\$74,999	63,617	13.75%
\$75,000-\$99,999	81,393	17.59%
\$100,000-\$124,999	63,827	13.79%
\$125,000-\$149,999	52,970	11.45%
\$150,000-\$174,999	31,199	6.74%
\$175,000-\$199,999	26,023	5.62%
\$200,000-\$249,999	41,766	9.03%
\$250,000 and up	33,127	7.16%
Unknown	13,134	2.84%

County

TRAVIS	429,430	92.80%
WILLIAMSON	33,309	7.20%



Education

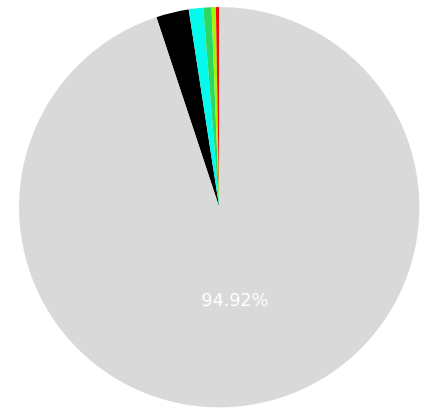
Bach Degree - Extremely Likely	41,053	8.87%
Bach Degree - Likely	58,024	12.54%
Grad Degree - Extremely Likely	30,627	6.62%
Grad Degree - Likely	34,562	7.47%
HS Diploma - Extremely Likely	17,120	3.70%
HS Diploma - Likely	17,866	3.86%
Less than HS Diploma - Extremely Likely	10	0.00%
Less than HS Diploma - Likely	6,291	1.36%
Some College - Extremely Likely	8,786	1.90%
Some College - Likely	42,427	9.17%
Unknown	205,793	44.47%
Vocational Technical Degree - Extremely Likely	180	0.04%

Gun Owner

Unknown	432,932	93.56%
Yes	29,807	6.44%

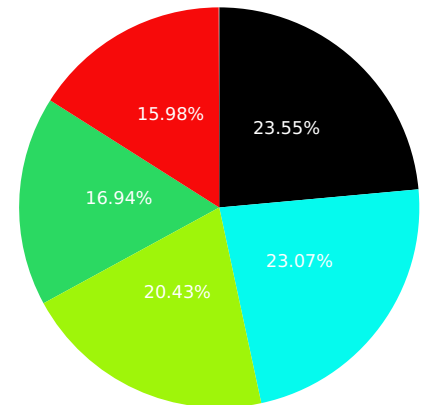
Average Donation Range

■ \$100 and less	12,233	2.64%
■ \$101 to \$250	5,395	1.17%
■ \$251 to \$500	3,046	0.66%
■ \$501 to \$1000	1,618	0.35%
■ \$1,001 and up	1,225	0.26%
■ Unknown	439,222	94.92%



Age Range Based on Birth Year

■ 18 to 29	108,985	23.55%
■ 30 to 39	106,774	23.07%
■ 40 to 49	78,376	16.94%
■ 50 to 64	94,530	20.43%
■ 65 and over	73,924	15.98%
■ Unknown	150	0.03%



Phone Number Exists

■ No	223,178	48.23%
■ Yes	239,561	51.77%

